


VINEET ENGINEERING & TRADING CO LTD
Unaudited Financial Results for the quarter ended 31st December 2013

(RS 'LACS)

Particulars	3 months ended	corresponding 3 months ended in the previous year	Year to Date figures for current period ended	Year to Date figures for the previous year ended	Previous accounting year ended
	31/12/2013 Unaudited *	31/12/2012 Unaudited *	31/12/2013 Unaudited *	31/12/2012 Unaudited *	31/03/2013 Audited
1. Net Sales/Income from Operations	-	-	-	-	-
2. Other Income	0.05	0.10	0.09	0.16	0.28
3. Total Income(1+2)	0.05	0.10	0.09	0.16	0.28
4. Expenditure					
a. (increase)/decrease in stock-in-trade	-	-	-	-	-
b. consumption of raw materials	-	-	-	-	-
c. Purchase of traded goods	-	-	-	-	-
d. Employees cost	-	0.03	-	0.11	0.12
e. Depreciation	-	-	-	-	-
f. Other expenditure (any item exceeding 10% of the total expenditure to be shown separately)	0.33	0.08	0.64	0.08	0.08
g. Total	0.33	0.11	0.64	0.19	0.20
5. Interest	-	-	-	-	-
6. Exceptional items	-	-	-	-	-
7. Profit(+)/Loss(-) from Ordinary Activities before tax(3) (4+5+6)	(0.28)	(0.01)	(0.55)	(0.03)	0.08
8. Tax Expenses					
Current	-	-	-	-	0.01
Deferred	-	-	-	-	-
FBT	-	-	-	-	-
9. Net Profit(+)/Loss(-) from Ordinary Activities after tax(7-8)	(0.28)	(0.01)	(0.55)	(0.03)	0.07
10. Extraordinary items (net of tax expenses Rs. _____)	-	-	-	-	-
11. Net Profit(+)/Loss(-) for the period (9-10)	(0.28)	(0.01)	(0.55)	(0.03)	0.07
12. Paid-up equity shares capital (Face Value: Rs. 10/-)	24.07	24.07	24.07	24.07	24.07
13. Reserves excluding Revaluation Reserves as per Balance Sheet of previous accounting year	-	-	-	-	-
14. Earning per Share(EPS)					
a) Basic and Diluted EPS before	(0.12)	(0.00)	(0.23)	(0.01)	0.03

Vineet Engineering & Trading Co. Ltd.


Director

extraordinary items for the period, for the year to date and for the previous year (not to be annualized)					
b) Basic and Diluted EPS after extraordinary items for the period, for the year to date and for the previous year (not to be annualized)	(0.12)	(0.00)	(0.23)	(0.01)	0.03
15. Public shareholdings					
- No. of shares	137,700	137,700	137,700	137,700	137,700
- % of Shareholdings	57.21	57.21	57.21	57.21	57.21

Notes:

The above results of the Company were reviewed by the Audit Committee and approved by the Board of Directors at its meeting held on 30/01/2014

The above results are subject to limited review by the Statutory auditors of the Company -

Status of Investors Complaint

Complaints pending at the beginning of the quarter

NIL

Complaints Received during the quarter

NIL

Complaints Disposed off during the quarter

NIL*


Complaints pending at the end of the quarter

NIL

By Order of the Board


Place: Kolkata
Date : 30/01/2014

FOR VINEET ENGINEERING & TRADING CO LTD



DIRECTOR

Vineet Engineering & Trading Co. Ltd.



Director